



BNY Mellon Opportunistic Small Cap Fund

FACT SHEET
Dec 31, 2021

Investor Shares **DSCVX** Class I **DOPIX** Class Y **DSCYX**

Goal/Approach

The fund seeks capital appreciation. To pursue this goal, the fund normally invests at least 80% of its net assets in the stocks of small-cap companies with market capitalizations within the range of companies in the Russell 2000 Index at the time of purchase. The fund's stock investments may include common stocks, preferred stocks and convertible securities of both U.S. and foreign issuers. Stocks are selected for the fund's portfolio based primarily on bottom-up fundamental analysis.

CUSIP

Investor Shares 05587N638
Class I 05587N745
Class Y 05587N737

Assets for the Fund

\$502,756,523

Holdings²

82

Dividend Frequency

Annually

Morningstar Category

Small Blend

Lipper Category

Small-Cap Core Funds

Sub-Adviser

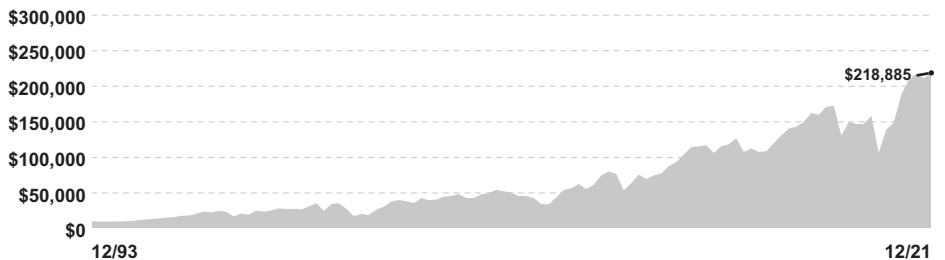


Investment Adviser

BNY Mellon Investment Adviser, Inc.

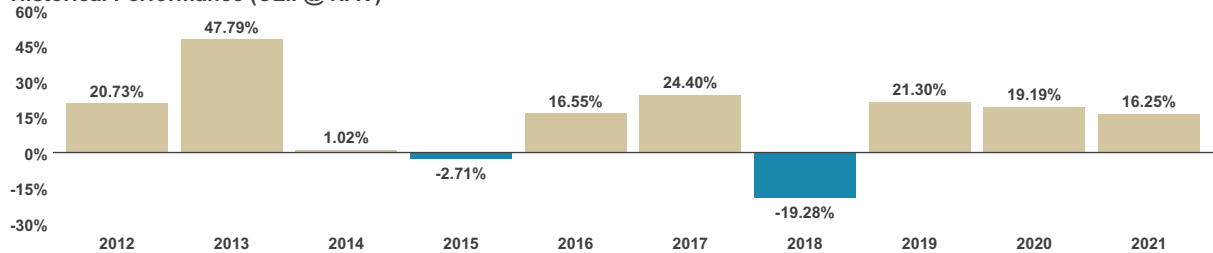
Growth of a \$10,000 Investment

A hypothetical \$10,000 investment in the fund's Investor Shares on 12/29/93 would have been worth \$218,885 on 12/31/21.



Assumes reinvestment of dividends and capital gains. Performance for the fund's other share classes would vary.

Historical Performance (CL.I @ NAV)³



Average Annual Total Returns (12/31/21)¹

Share Class/Inception Date	3 M	YTD	1 Yr	3 Yr	5 Yr	10 Yr
Investor Shares (NAV) 12/29/93	3.62%	16.02%	16.02%	18.69%	10.82%	13.06%
Class I (NAV) 09/30/16	3.67%	16.25%	16.25%	18.90%	11.04%	13.18%
Class Y (NAV) 09/30/16	3.72%	16.39%	16.39%	19.06%	11.16%	13.24%
Russell 2000 [®] Index ⁴	2.14%	14.82%	14.82%	20.02%	12.02%	13.23%

The performance data quoted represents past performance, which is no guarantee of future results. Share price and investment return fluctuate, and an investor's shares may be worth more or less than original cost upon redemption. Current performance may be lower or higher than the performance quoted. Performance for periods less than 1 year is not annualized. Go to im.bnymellon.com for the fund's most recent month-end returns. Total Expense Ratios: Investor Shares 1.11%, Class I 0.93%, Class Y 0.82%. Not all classes of shares may be available to all investors or through all broker-dealer platforms.

¹The total return performance figures for Class I and Y shares of the fund represent the performance of the fund's Investor shares for periods prior to 9/30/16, the inception date for Class I and Y shares, and the performance of Class I and Y, respectively, from that inception date. Performance reflects the applicable class' distribution/servicing fees since the inception date. Investors should consider, when deciding whether to purchase a particular class of shares, the investment amount, class restrictions, anticipated holding period and other relevant factors. ²Portfolio composition is as of 12/31/2021 and is subject to change at any time. ³Performance figures may reflect reimbursements or fee waivers, without which the performance would have been lower. ⁴Source: FactSet. The Russell 2000[®] Index measures the performance of the small-cap segment of the U.S. equity universe. The Russell 2000 Index is a subset of the Russell 3000[®] Index representing approximately 10% of the total market capitalization of that index. It includes approximately 2,000 of the smallest securities based on a combination of their market cap and current index membership. The Russell 2000 is constructed to provide a comprehensive and unbiased small-cap barometer and is completely reconstituted annually to ensure larger stocks do not distort the performance and characteristics of the true small-cap opportunity set. Investors cannot invest directly in any index.

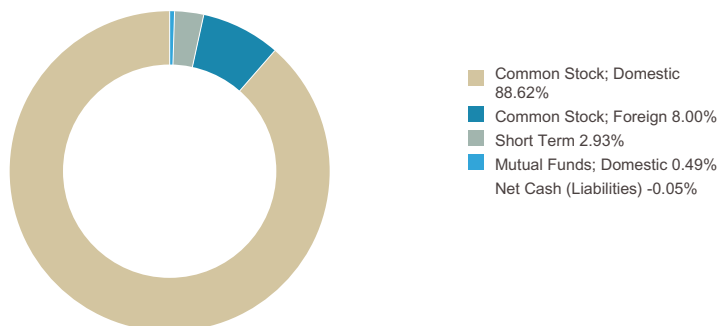
"Newton" and/or the "Newton Investment Management" brand refers to Newton Investment Management Limited. Newton is incorporated in the United Kingdom and is authorized and regulated by the Financial Conduct Authority in the conduct of investment business. Newton is registered with the U.S. Securities and Exchange Commission (SEC) as an investment adviser. Newton is a subsidiary of The Bank of New York Mellon Corporation.

Not FDIC-Insured. Not Bank-Guaranteed. May Lose Value.

BNY Mellon Opportunistic Small Cap Fund

Investor Shares **DSCVX** Class I **DOPIX** Class Y **DSCYX**

Asset Allocation¹

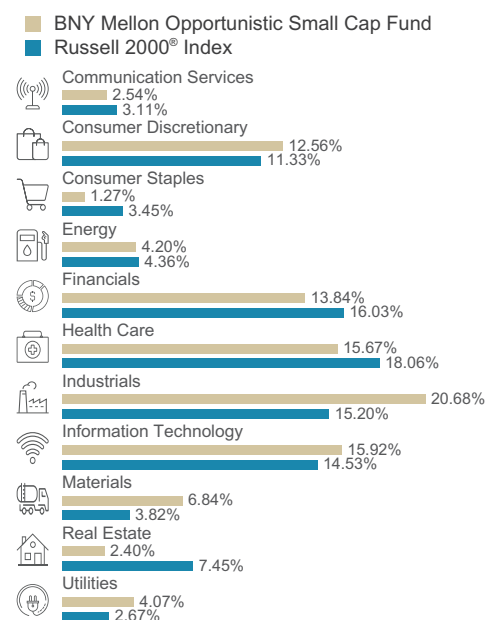


Top Ten Holdings¹

Houghton Mifflin Harcourt	3.65%
ChannelAdvisor	2.44%
MaxLinear	2.17%
Clearway Energy	2.11%
First BanCorp	2.07%
Fluor	2.03%
Zuora	1.96%
Extreme Networks	1.96%
NextEra Energy Partners	1.96%
SkyWest	1.96%

The holdings listed should not be considered recommendations to buy or sell a security. Large concentrations can increase share price volatility.

Sector Allocation^{1,2}



Portfolio Management

The fund's investment adviser is BNY Mellon Investment Adviser, Inc. (BNYM Investment Adviser). BNYM Investment Adviser has engaged its affiliate, Newton Investment Management North America, LLC (Newton), to serve as the fund's sub-investment adviser. The fund is managed by a team of investment professionals employed by Newton. The team members who are jointly and primarily responsible for managing the fund's portfolio are Patrick Kent, CFA, CMT, James Boyd, CFA and Andrew Leger. Mr. Kent has served as lead portfolio manager of the fund since March 2019. Messrs. Boyd and Leger have been portfolio managers of the fund since 2008 and September 2021, respectively. Mr. Kent is Deputy Head of Equity Opportunities and a portfolio manager at Newton. Mr. Boyd is a research analyst at Newton. Mr. Leger is a portfolio manager at Newton.

Investors should consider the investment objectives, risks, charges and expenses of a mutual fund carefully before investing. To obtain a prospectus, or a summary prospectus, if available, that contains this and other information about a fund, contact your financial professional or visit im.bnymellon.com. Read the prospectus carefully before investing. Investors should discuss with their financial professional the eligibility requirements for Class I and Y shares, which are available only to certain eligible investors, and the historical results achieved by the fund's respective share classes.

BNY Mellon Investment Adviser, Inc., Newton Investment Management North America, LLC and BNY Mellon Securities Corporation are subsidiaries of The Bank of New York Mellon Corporation. BNY Mellon is the corporate brand of The Bank of New York Mellon Corporation.

¹Portfolio composition is as of 12/31/2021 and is subject to change at any time. ²Source: Newton.

Risks: Equities are subject to market, market sector, market liquidity, issuer, and investment style risks, among other factors, to varying degrees. Investing in **foreign denominated and/or domiciled securities** involves special risks, including changes in currency exchange rates, political, economic, and social instability, limited company information, differing auditing and legal standards, and less market liquidity. These risks generally are greater with emerging market countries. **Small and mid-sized company stocks** tend to be more volatile and less liquid than larger company stocks as these companies are less established and have more volatile earnings histories. A significant overweight or underweight of companies, industries, or market sectors could cause performance to be more or less sensitive to developments affecting those sectors. *Recent market risks include pandemic risks related to COVID-19. The effects of COVID-19 have contributed to increased volatility in global markets and will likely affect certain countries, companies, industries and market sectors more dramatically than others. To the extent the fund may overweight its investments in certain countries, companies, industries or market sectors, such positions will increase the fund's exposure to risk of loss from adverse developments affecting those countries, companies, industries or sectors.*

The information being provided is general information about our firm and its products and services. It should not be construed as investment advice or a recommendation with respect to any product or service and should not serve as a primary basis for investment decisions. Please consult a legal, tax or financial professional in order to determine whether an investment product or service is appropriate for a particular situation.